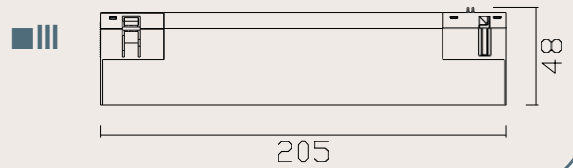

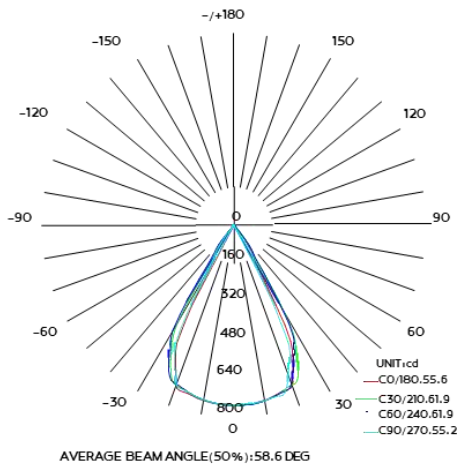


Code	T290 (WHT) / T291 (BLK)	
Input Voltage	DC48 350MA	
Power(Watts)	9x1.1W (12W)	
Lumen	966lm	
Lamp holder	Aluminum PCB	
Light Source	CREE 3030	
Beam Angle	58°	
Color Temperature	3000K	
CRI ≥	80	
IP level	IP20	
Main Material	Aluminum	
Body Color	WHT / BLK	
Wire connection way	Track Adaptor	
Class	<input type="checkbox"/> I	<input type="checkbox"/> II
Certificates	CE . ROHS	



Optic Data

Luminous Intensity Distribution Curve



AAI Figure

Height	Eavg,Emax	Angle:55.17deg	Diameter
1m	556.2,753.9lx		104.49cm
2m	139.1,188.5lx		208.98cm
3m	61.8,83.77lx		313.47cm
4m	34.76,47.12lx		417.95cm
5m	22.25,30.16lx		522.44cm
6m	15.45,20.94lx		626.93cm
7m	11.35,15.39lx		731.42cm
8m	8.69,11.78lx		835.91cm
9m	6.86,7.93lx		940.40cm
10m	5.56,2.75lx		1044.88cm

Fluxout:494.0lm