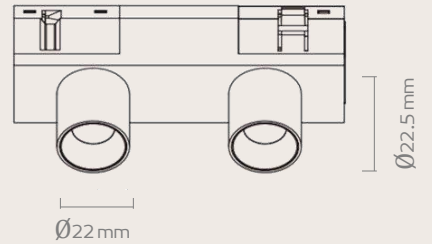

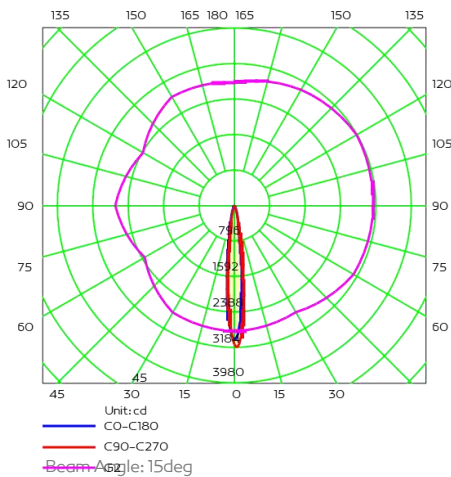


Code	T293 (BLK) / T324 (Dark gray) / T325 (Nickel)	
Input Voltage	DC48 DC 500MA	
Power(Watts)	2x2W (4W)	
Lumen	264lm	
Lamp holder	Aluminum PCB	
Light Source	CREE XPE-2	
Beam Angle	24°	
Color Temperature	3000K	
CRI ≥	80	
IP level	IP20	
Main Material	Aluminum	
Wire connection way	Track Adaptor	
Class	<input type="checkbox"/> I	<input type="checkbox"/> II
Certificates	CE . ROHS	



Optic Data

Luminous Intensity Distribution Curve



AAI Figure

