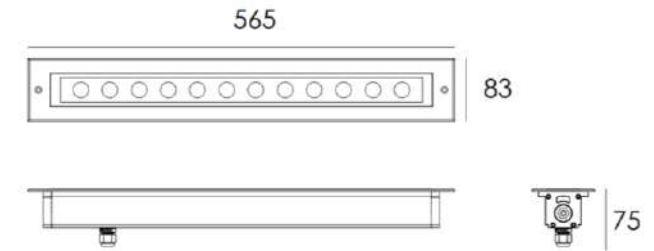
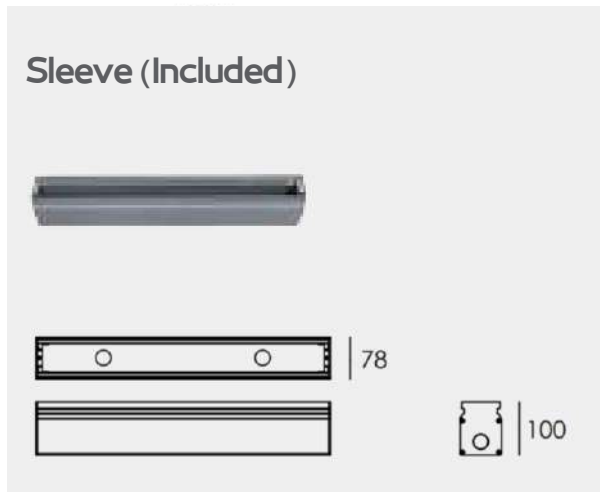
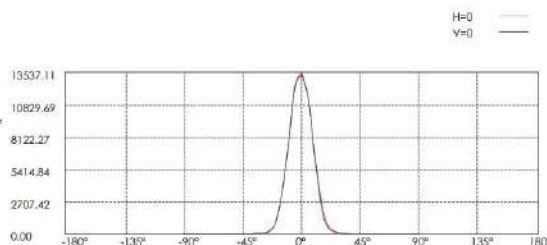
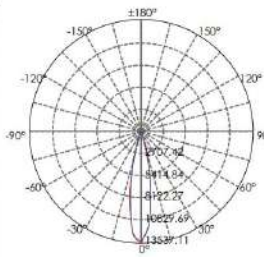
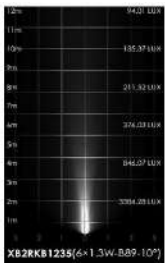


Code	XB2RKB1235
Consumption(W)	16.8W
Light source	12 × 1.3W Osram
Color Temperature	3000K
Lumen	1160lm
Beam Angle	20°
IP rating	67
IK rating	07
Input Voltage	220–240V
Housing	Extruded aluminum, powder coated
Front cover	Hard chrome-plated stainless steel SUS 316L
Light window	Tempered glass.T=6mm



ANGLE ADJUSTABLE



Lux distance Curve

Distance	Illuminance at a Distance	
	Center Beam LUX	Beam Width V x H
2m	3384.28 LUX	0.7m 0.7m
4m	846.07 LUX	1.5m 1.5m
6m	376.03 LUX	2.2m 2.2m
8m	211.52 LUX	3.0m 2.9m
10m	135.37 LUX	3.7m 3.7m
12m	94.01 LUX	4.5m 4.4m

Vert.Spread:21.1 Horiz.Spread:20.8